









# DATA SHEET FOR TRANSFORMER # 718.1202

Made for STANDARD

<u>LEADS</u>		<u>SCHEMATIC</u>				<u>LEADS</u>	
M#22/8"	0V	white			brown	0V	M#25/8"
M#22/8"	117V	yellow			red	117V rms at 0.77A rms	M#25/8"
M#22/8"	0V	orange			orange	0V	M#25/8"
M#22/8"	117V	black			yellow	117V rms at 0.77A rms	M#25/8"

PRIMARY LEADS ARE INSIDE A BLACK SLEEVE. Primaries must be connected in series or in parallel.  
 LEADS: S=Multistranded lead wire. M=Magnet wire self-leads. Length tolerance: +/- 1/2".  
 Manufacturing tolerance is 3%.

**NOMINAL SUPPLY:** 117/234 V +/- 10%      **RATED FREQ.:** 50/60 Hz  
**RATED PRIMARY CURRENT:** 1.8/.9 A      **TEMP RISE AT RATED LOAD =** 65 C

<b><u>DIMENSIONS/WEIGHT:</u></b>	<b><u>MOUNTING:</u></b>	<b><u>CORE DATA:</u></b>
OD = 4.5"	WASHER/PADS = 90 mm	CORE # 900175
H = 1.8"	THICKNESS = .06"	NO-LOAD LOSS = 1 W
WEIGHT =3.8 lbs.	HOLE DIAMETER = .25"	NO-LOAD AMPS =9.5 mA

Dimensions stated above are nominal. Tolerance is 10%.

**OTHER SPECIFICATIONS:** Transformer is UL recognized to UL 1411 and CSA certified to CSA C22.2 No. 66-1988.

SPEC. DATE: 08-25-94  BY: _____	Label:  (LOGO)	Transformer # 718.1202 (201802) Prim. 2x117V 50Hz bk(wh-ye/or-bk) Sec. 2x117V / 0.77A br-re/or-ye (date code)
---------------------------------------	----------------------	--